



HOW TO FUND & COPY TRADE



Courtesy of David Chandler
info@davchandler.com

The screenshot shows the Monaxa login interface. On the left, there is a link 'Dont have an account?' and a yellow 'REGISTER NOW!' button. The main login area is a white box with the heading 'Nice to see you again!'. It contains an 'Email' input field, a 'Password' input field with a toggle icon, a 'Remember me' checkbox, a 'Forgot Password' link, and a yellow 'Login' button. Three red arrows point from the right side of the image to the 'Email' field, the 'Password' field, and the 'Login' button.

Monaxa Site URL:
<https://account.monaxa.com/login>

Email: Enter the email address you register with Monaxa

Password: Enter your password

Click “**Login**” button

COPY TRADER – SET UP

USA CLIENTS “MUST USE A VPN” (POINTED OUTSIDE THE USA)

Courtesy of David Chandler
info@davchandler.com

Click “COPY TRADING”
drop list

Click “Copy A Strategy”

The screenshot displays the MONAXA web interface. At the top, the user is logged in as 'David Chandler / 83922'. The 'TRADER'S MENU' is open, showing options like 'Overview', 'Research Master', 'Copy A Strategy', 'My Master Accounts', 'Copied Strategy', and 'Be A Master'. A red arrow points from the text 'Click “COPY TRADING” drop list’ to the 'COPY TRADING' menu item. Another red arrow points from the text 'Click “Copy A Strategy”’ to the 'Copy A Strategy' sub-item. The main content area features a banner for 'Lock In Your Bonus' with a 'Click Me!' button, and a welcome message: 'Welcome to MONAXA, David!'.

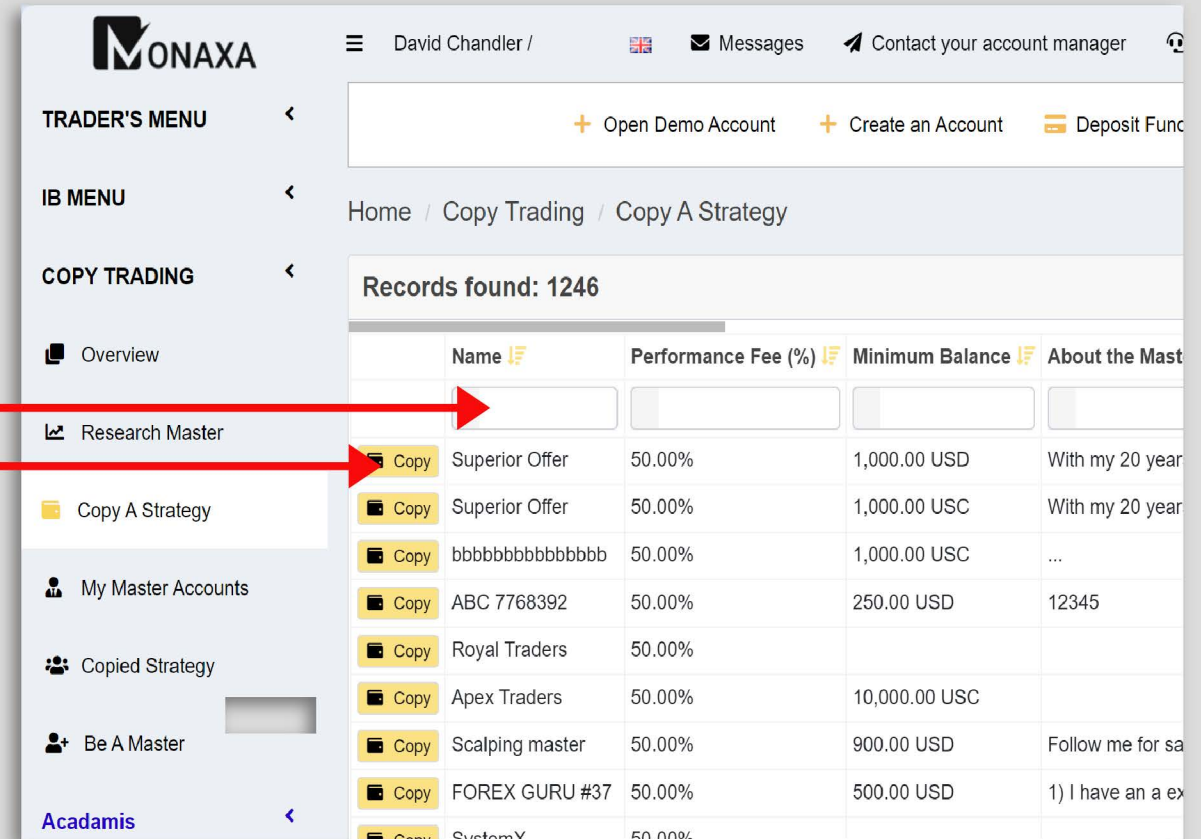
COPY TRADER – SET UP

USA CLIENTS “MUST USE A VPN” (POINTED OUTSIDE THE USA)

Courtesy of David Chandler
info@davchandler.com

There are lots of Traders on Monaxa that you can Copy, make sure you do some research on the Traders. Monaxa is the Brokerage Firm and Traders are independent of Monaxa. Choosing a Traders is at your own risk. There is a video you can watch on how to research Traders to follow, you can also ask your Sponsor or the Community who they are following. But remember it is your choice.

Click “**Copy**” button next to the Trader you want to Follow or **type in the name** of the Trader and hit “**Enter**” on your keyboard to load the Trader



David Chandler / Messages Contact your account manager

+ Open Demo Account + Create an Account Deposit Function

Home / Copy Trading / Copy A Strategy

Records found: 1246

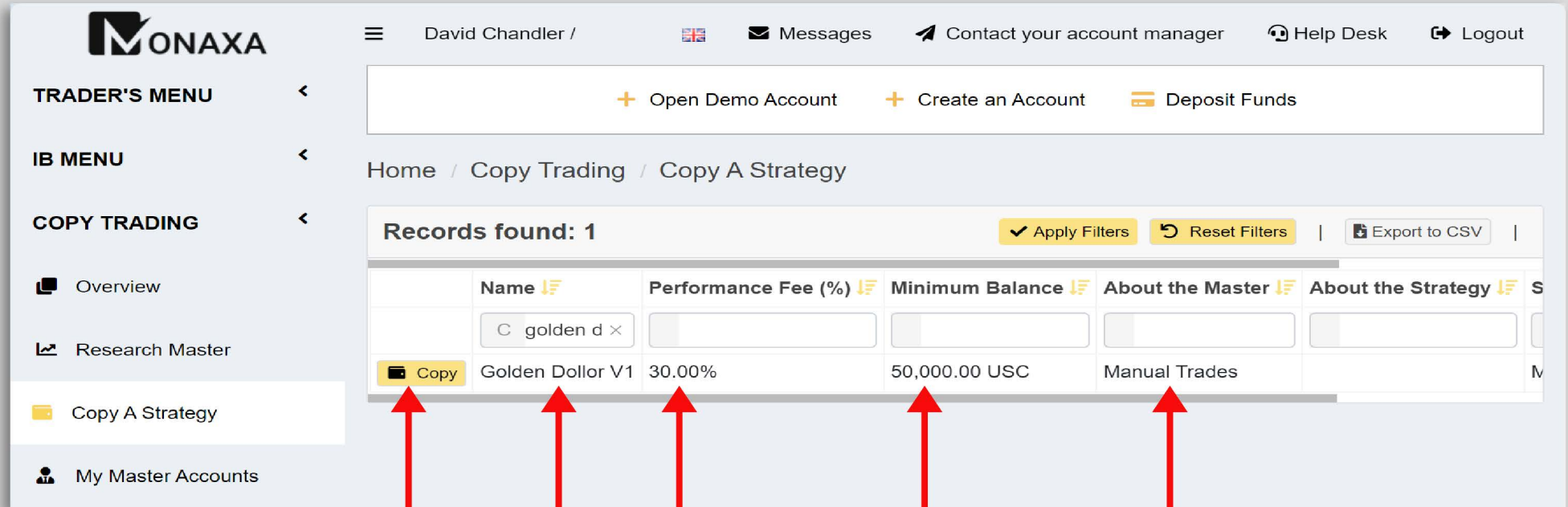
Name	Performance Fee (%)	Minimum Balance	About the Master
Copy Superior Offer	50.00%	1,000.00 USD	With my 20 year
Copy Superior Offer	50.00%	1,000.00 USC	With my 20 year
Copy bbbbbbbbbbbbbbb	50.00%	1,000.00 USC	...
Copy ABC 7768392	50.00%	250.00 USD	12345
Copy Royal Traders	50.00%		
Copy Apex Traders	50.00%	10,000.00 USC	
Copy Scalping master	50.00%	900.00 USD	Follow me for sa
Copy FOREX GURU #37	50.00%	500.00 USD	1) I have an a ex
Copy SystemX	50.00%		

Acadamis


COPY TRADER – SET UP

USA CLIENTS “MUST USE A VPN” (POINTED OUTSIDE THE USA)

Courtesy of David Chandler
info@davchandler.com



The screenshot shows the MONAXA Copy Trading interface. On the left is a sidebar menu with sections: TRADER'S MENU, IB MENU, and COPY TRADING. Under COPY TRADING, there are links for Overview, Research Master, Copy A Strategy (highlighted), and My Master Accounts. The main content area shows the user's account (David Chandler /) and navigation links (Messages, Contact your account manager, Help Desk, Logout). Below these are buttons for Open Demo Account, Create an Account, and Deposit Funds. The breadcrumb trail is Home / Copy Trading / Copy A Strategy. A table titled 'Records found: 1' displays a single trading strategy. Red arrows point from explanatory text at the bottom to specific elements in the table: 'Click "Copy" button' points to the 'Copy' icon, 'Name of the Trader' points to the 'Name' column, 'Trader percentage on each winning trades' points to the 'Performance Fee (%)' column, 'Minimum to Start' points to the 'Minimum Balance' column, and 'Style of trading "Manual or Bot"' points to the 'About the Master' column.

	Name	Performance Fee (%)	Minimum Balance	About the Master	About the Strategy
	Golden Dollor V1	30.00%	50,000.00 USC	Manual Trades	

Click
“Copy”
button

Name of
the Trader

Trader
percentage
on each
winning
trades

Minimum
to Start

USD is in
US Dollars

USC is in
US Cents

Style of
trading
“Manual
or Bot”

COPY TRADER – SET UP

USA CLIENTS “MUST USE A VPN” (POINTED OUTSIDE THE USA)

Courtesy of David Chandler
info@davchandler.com

STEP
1

COPY A STRATEGY

Steps to complete
copying this Trader

Details of the Trader that you
will be copying & following

Click “Continue” button

The screenshot shows the Monaxa Copy Trading Registration page. The left sidebar contains the following menu items: TRADER'S MENU, IB MENU, COPY TRADING (with a sub-menu: Overview, Research Master, Copy A Strategy, My Master Accounts, Copied Strategy, Registration, Be A Master), and Acadamis. The main content area shows the registration steps: 1. COPY A STRATEGY (highlighted with a red box), 2. SELECT ACCOUNT, 3. ACCOUNT TYPE, 4. CREATE ACCOUNT, and 5. CONFIRMATION. Below the steps, there is a table with details for the selected trader, 'Golden Dollor V1'. The table is divided into two sections: MASTER and STRATEGY. The MASTER section includes Nickname, Server, and Account Type. The STRATEGY section includes Title, Interval, Performance fee (%), and Minimum Balance. A red box highlights the entire table. At the bottom right, there is a yellow 'Continue' button. A red arrow points from the 'Continue' button in the sidebar to the 'Continue' button at the bottom right.

MASTER	
Nickname	Golden Dollor V1
Server	Monaxa-Real 1
Account Type	Master Account (Cent)

STRATEGY	
Title	Golden Dollor V1
Interval	Daily
Performance fee (%)	30.00%
Minimum Balance	50,000.00 USC

Continue

COPY TRADER – SET UP

USA CLIENTS “MUST USE A VPN” (POINTED OUTSIDE THE USA)

Courtesy of David Chandler
info@davchandler.com

**STEP
2**

SELECT ACCOUNT

1. COPY A STRATEGY | 2. SELECT ACCOUNT | 3. ACCOUNT TYPE | 4. CREATE ACCOUNT | 5. CONFIRMATION

Account Create new account

Back Continue

Click drop list select
“Create new account”

Click “Continue”
button

**STEP
3**

ACCOUNT TYPE

1. COPY A STRATEGY | 2. SELECT ACCOUNT | 3. ACCOUNT TYPE | 4. CREATE ACCOUNT | 5. CONFIRMATION

Account Type Follower Account (Cent)

Back Continue

Click drop list select
“Follower Account”

Click “Continue”
button

COPY TRADER – SET UP

USA CLIENTS “MUST USE A VPN” (POINTED OUTSIDE THE USA)

Courtesy of David Chandler
info@davchandler.com

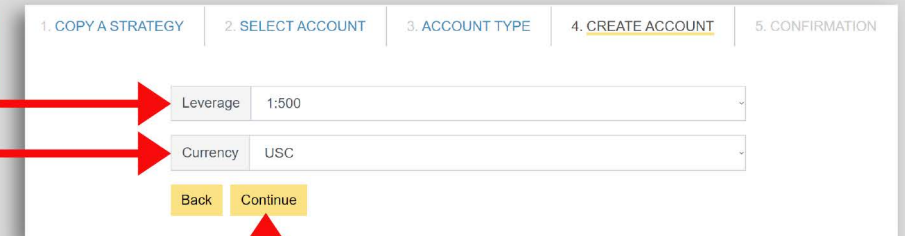
STEP
4

CREATE ACCOUNT

Leverage: 1:500, 1:200, 1:100
(If Trader does not specify the leverage, then you can use 1:500)

Currency: USD or USC
(This is set by the Trader)

Click “Continue” button



1. COPY A STRATEGY | 2. SELECT ACCOUNT | 3. ACCOUNT TYPE | 4. CREATE ACCOUNT | 5. CONFIRMATION

Leverage: 1:500

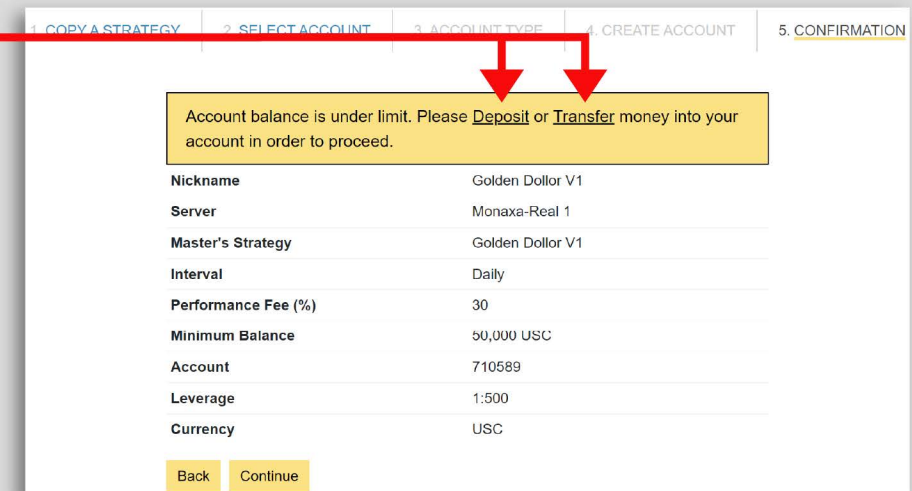
Currency: USC

Back Continue

STEP
5

CONFIRMATION

For brand new accounts, you will need to Deposit funds, click “Deposit”, If you already have funds in your Monaxa account, click “Transfer”



1. COPY A STRATEGY | 2. SELECT ACCOUNT | 3. ACCOUNT TYPE | 4. CREATE ACCOUNT | 5. CONFIRMATION

Account balance is under limit. Please [Deposit](#) or [Transfer](#) money into your account in order to proceed.

Nickname	Golden Dollor V1
Server	Monaxa-Real 1
Master's Strategy	Golden Dollor V1
Interval	Daily
Performance Fee (%)	30
Minimum Balance	50,000 USC
Account	710589
Leverage	1:500
Currency	USC

Back Continue

DEPOSIT FUNDS

USA CLIENTS “MUST USE A VPN” (POINTED OUTSIDE THE USA)

Courtesy of David Chandler
info@davchandler.com

STEP
1

INITIAL INFORMATION

1. INITIAL INFORMATION | 2. TRANSFER DETAILS | 3. CONFIRMATION

Deposit To: Follower Account (Cent) 710589 (0.00 USC)

Follower Account (Cent)
Follower Account (Cent) 710589 (0.00 USC)

Crypto: OMP Crypto: SPay Cards, eWallet & Bank Transfer

Continue

Deposit To: Select Follower Account

1. INITIAL INFORMATION | 2. TRANSFER DETAILS | 3. CONFIRMATION

Deposit To: Follower Account (Cent) 710589 (0.00 USC)

Crypto: OMP Crypto: SPay Cards, eWallet & Bank Transfer

Continue

Select “Crypto: SPay”

Click “Continue”

Check “Terms and Conditions”

Click “Continue”

☐ Please review and accept our copy trading terms and conditions to proceed. By continuing, you confirm that you have read, understood, and agreed to the terms outlined in [CopyTrading Term of Use](#).

If you do not accept, please contact our support team for assistance.

Continue

DEPOSIT FUNDS

USA CLIENTS “MUST USE A VPN” (POINTED OUTSIDE THE USA)

Courtesy of David Chandler
info@davchandler.com

**STEP
2**

TRANSFER DETAILS

1 INITIAL INFORMATION
2 **TRANSFER DETAILS**
3 CONFIRMATION

Deposit Amount
7880
USD

Deposit to The Vault 45807 (0.00 USD)

Credited Amount
78800
USD

Approximate amount to be credited onto your Trading Account after deducting the Commission & Fees

Back Continue

IMPORTANT INFORMATION!
DEPOSIT PROCESSING TIME : Instant (in certain case will take up 24 hours)
MINIMUM DEPOSIT :- (per transaction)
■ CENT ACCOUNT : 20 USD (or 2,000 USC)
■ STANDARD ACCOUNT : 20 USD (or equivalent currency)
■ PRO ACCOUNT : 50 USD (or equivalent currency)
■ ZERO ACCOUNT : 200 USD (or equivalent currency)
■ eCOPY ACCOUNT : 250 USD (or equivalent currency)
MAXIMUM DEPOSIT :- (per transaction)
■ ALL ACCOUNT : No Maximum Limit
DEPOSIT FEE : Covered by Monaxa.
NOTE (1) : Please note that gas fees charged in various amount by the blockchain (fee is depending on the blockchain) WILL NOT BE COVERED by Monaxa. Therefore, please consider to add additional USDT amount from your transaction in the Crypto Exchange Platform to avoid any delay on your deposit due to unmatched transaction.
NOTE (2) : Please be advised that it is crucial for you to initiate the deposit or fund transfer to the specified USDT Wallet Address provided in the upcoming payment system page. We would like to emphasize that we bear no liability or responsibility for a deposit or fund transfer to the saved or previous USDT Wallet Address that is not listed in the upcoming payment system page, as our payment system generates new USDT Wallet Addresses periodically.

Deposit Amount: Enter the amount you want to deposit make it whole number

Click “Continue”

**STEP
3**

CONFIRMATION

Click “Continue”

1 INITIAL INFORMATION
2 TRANSFER DETAILS
3 **CONFIRMATION**

Deposit With
Cryptocurrency : SPAY

Deposit To
The Vault 45807

Deposit Amount
7,880.000000 USDT

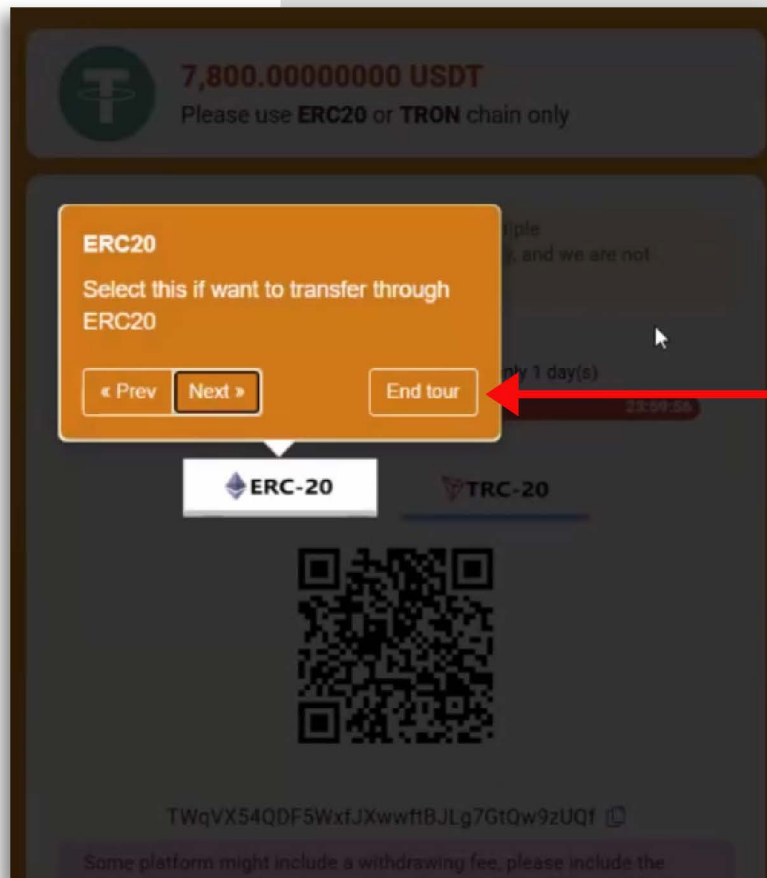
Amount To be Credited
7,880.00 USD

Back Continue

DEPOSIT FUNDS

USA CLIENTS “MUST USE A VPN” (POINTED OUTSIDE THE USA)

Courtesy of David Chandler
info@davchandler.com



Monaxa Tip:

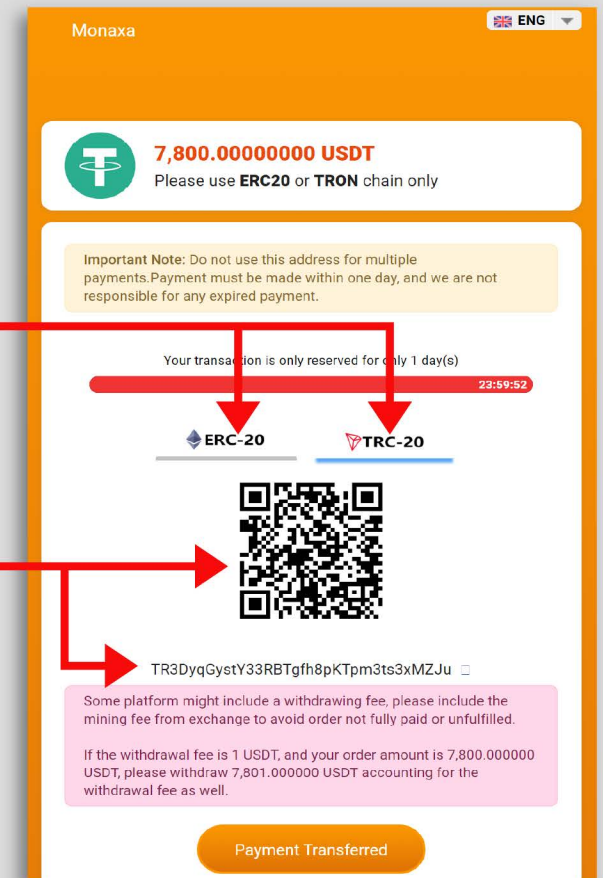
You can take the tour or Click “End tour” button to close the tool tip

You have a choice of **USDT ERC20** or **USDT TRC20**

QR Code: Scan this QR code to populate the wallet address or copy the wallet address, paste it in your external wallet that you are using to send the funds to Monaxa.

Make sure you check the first five and last five characters of the wallet address after you have pasted it.


DO NOT LEAVE THIS PAGE!



DEPOSIT FUNDS

USA CLIENTS “MUST USE A VPN” (POINTED OUTSIDE THE USA)

Courtesy of David Chandler
info@davchandler.com




Monaxa ENG

7,800.00000000 USDT
Please use **ERC20** or **TRON** chain only

Important Note: Do not use this address for multiple payments. Payment must be made within one day, and we are not responsible for any expired payment.

Your transaction is only reserved for only 1 day(s)
23:59:52

ERC-20 TRC-20



TR3DyqGystY33RBTgh8pKTpm3ts3xMZJu

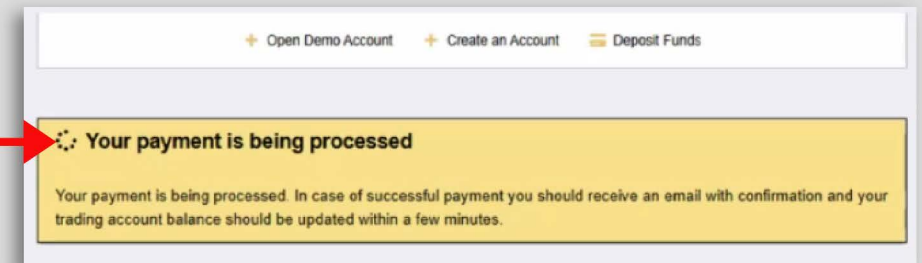
Some platform might include a withdrawing fee, please include the mining fee from exchange to avoid order not fully paid or unfulfilled.

If the withdrawal fee is 1 USDT, and your order amount is 7,800.000000 USDT, please withdraw 7,801.000000 USDT accounting for the withdrawal fee as well.

Payment Transferred

Click “**Payment Transferred**” button
After you have sent the funds from your external wallet

Your payment is being processed
Leave this page open, do not close it

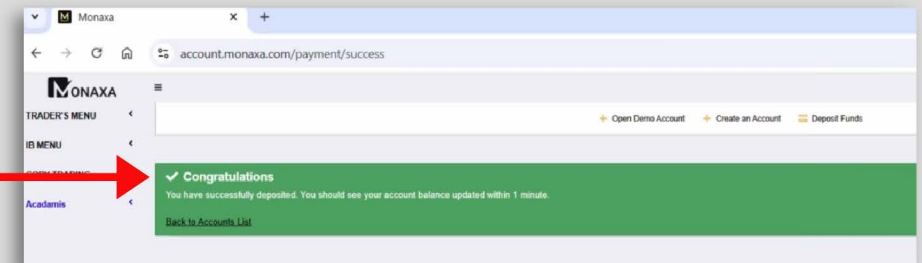


Open Demo Account Create an Account Deposit Funds

Your payment is being processed

Your payment is being processed. In case of successful payment you should receive an email with confirmation and your trading account balance should be updated within a few minutes.

Congratulations!
Now you can close this page, your funds have been deposited.



Monaxa account.monaxa.com/payment/success

MONAXA

TRADER'S MENU

IDS MENU

Academy

✓ Congratulations
You have successfully deposited. You should see your account balance updated within 1 minute.
[Back to Accounts List](#)

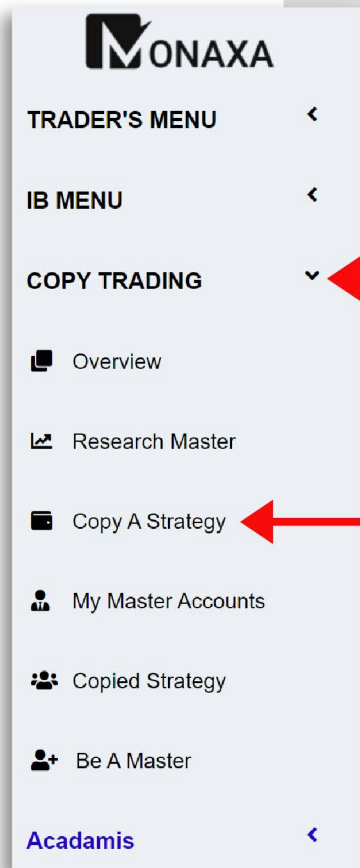


CONTINUE ON TO THE NEXT STEPS TO ACTIVATE YOUR COPY TRADING ACCOUNT

COPY TRADER – ACTIVATION

USA CLIENTS “MUST USE A VPN” (POINTED OUTSIDE THE USA)

Courtesy of David Chandler
info@davchandler.com

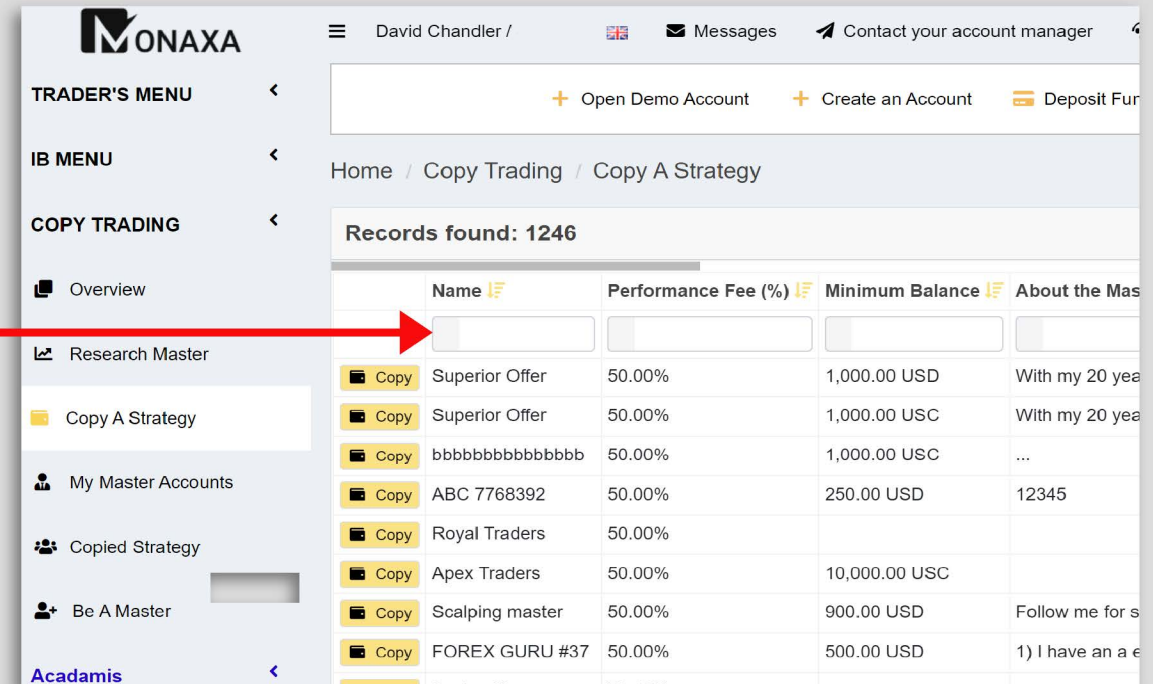


GO TO MONAXA MENU
ON THE LEFT SIDE

Click “COPY TRADING”

Click “Copy A Strategy”

Enter the name of
the Trader that you
setup previously



COPY TRADER – ACTIVATION

USA CLIENTS “MUST USE A VPN” (POINTED OUTSIDE THE USA)

Courtesy of David Chandler
info@davchandler.com

Click “Copy”

STEP
1

COPY A STRATEGY

Click “Continue”

COPY TRADER – ACTIVATION

USA CLIENTS “MUST USE A VPN” (POINTED OUTSIDE THE USA)

Courtesy of David Chandler
info@davchandler.com

STEP 2
SELECT ACCOUNT

Click drop list select
“Follower Account”

1. COPY A STRATEGY 2. SELECT ACCOUNT 3. ACCOUNT TYPE 4. CREATE ACCOUNT 5. CONFIRMATION

Account: Create new account
Create new account
Follower Account (Cent) 710589

Click
“Continue”

1. COPY A STRATEGY 2. SELECT ACCOUNT 3. ACCOUNT TYPE 4. CREATE ACCOUNT 5. CONFIRMATION

Account: Follower Account (Cent) 710589

Continue

STEP 3 + **STEP 4**

ARE SKIPPED IN THIS SECTION

STEP 5
CONFIRMATION

Click
“Continue”

1. COPY A STRATEGY 2. SELECT ACCOUNT 3. ACCOUNT TYPE 4. CREATE ACCOUNT 5. CONFIRMATION

Nickname: Golden Dolor V1
Server: Monaxa-Real 1
Master's Strategy: Golden Dolor V1
Interval: Daily
Performance Fee (%): 30
Minimum Balance: 50,000 USC
Account: 710583
Leverage: 1:500
Currency: USC

Continue

Home Copy Trading Copied Strategy #13675

Your Subscription is not active. Please set up your Subscription Configurations before to proceed with activation.

1. Filters, to copy only specific trades from the master
2. Strategy, to define the copies' volumes and direction
3. Risk Management, to opt-out from copying when a certain subscription result is reached

Profit	Performance Fee (%)	Positions
This Month: 0.00	This Month: 0.00	This Month
Previous Month: 0.00	Previous Month: 0.00	Previous Month

Subscription Info

Activation Status	Inactive	Activate
Provider	Golden Dolor V1	
Strategy	Golden Dolor V1	
Performance Fee (%)	30.00	
Performance Interval	Daily	
Minimum Balance	50,000.00	
Active	Active	

Subscription Configurations

Filters

Click “Activate” button



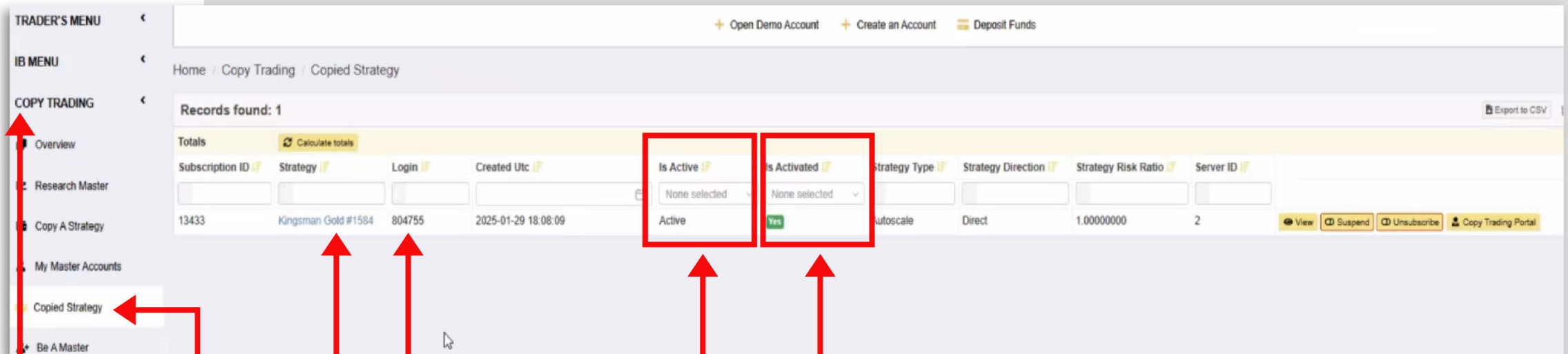
THIS IS A VERY IMPORTANT STEP!
YOUR ACCOUNT WILL NOT BE COPYING THE TRADER'S TRADES IF IT IS NOT ACTIVATED!

VERIFY COPY TRADING ACCOUNTS SET UP

USA CLIENTS “MUST USE A VPN” (POINTED OUTSIDE THE USA)

Courtesy of David Chandler
info@davchandler.com

THE SCREENSHOT BELOW WILL HELP YOU IDENTIFY
THAT YOU ARE COMPLETELY SET UP TO FOLLOW YOUR COPY TRADER



The screenshot shows the MONAXA Copy Trading interface. On the left is a sidebar menu with sections: TRADER'S MENU, IB MENU, and COPY TRADING. The COPY TRADING section is expanded, showing options: Overview, Research Master, Copy A Strategy, My Master Accounts, Copied Strategy (highlighted with a red arrow), and Be A Master. The main content area shows a table of copied strategies. The table has columns: Subscription ID, Strategy, Login, Created Utc, Is Active, Is Activated, Strategy Type, Strategy Direction, Strategy Risk Ratio, and Server ID. A single record is shown for 'Kingsman Gold #1584' with Login '804755' and Created Utc '2025-01-29 18:08:09'. The 'Is Active' column shows 'Active' and the 'Is Activated' column shows 'Yes'. Both 'Is Active' and 'Is Activated' cells are highlighted with red boxes. Red arrows point from the 'Copied Strategy' menu item to the 'Copied Strategy' link in the table, and from the 'Is Active' and 'Is Activated' cells to their respective labels below the screenshot.

Subscription ID	Strategy	Login	Created Utc	Is Active	Is Activated	Strategy Type	Strategy Direction	Strategy Risk Ratio	Server ID
13433	Kingsman Gold #1584	804755	2025-01-29 18:08:09	Active	Yes	Autoscale	Direct	1.00000000	2

Click
“COPY
TRADING”

Click
“Copied
Strategy”

Nickname
of the
Trader

Trader's
Acct #

Is Active:
Make sure
it states
“Active”

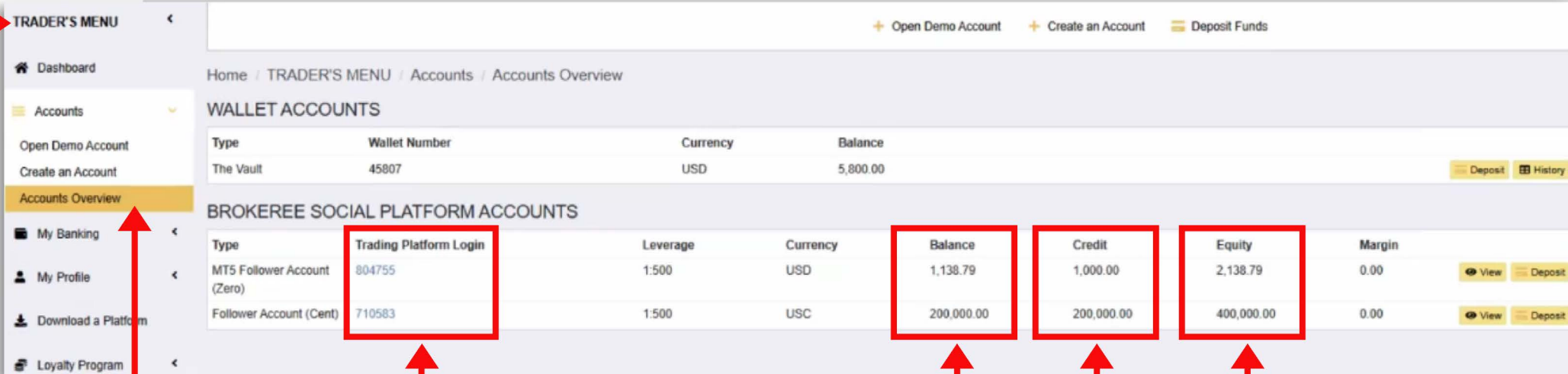
Is Activated:
Make sure it
states “Yes”

VERIFY COPY TRADING ACCOUNTS SET UP

USA CLIENTS “MUST USE A VPN” (POINTED OUTSIDE THE USA)

Courtesy of David Chandler
info@davchandler.com

THE SCREENSHOT BELOW WILL HELP YOU IDENTIFY
THAT YOU ARE COMPLETELY SET UP TO FOLLOW YOUR COPY TRADER



The screenshot shows the 'TRADER'S MENU' on the left sidebar. A red arrow points to the 'TRADER'S MENU' header. Another red arrow points to the 'Accounts Overview' option in the sidebar. The main content area shows 'WALLET ACCOUNTS' and 'BROKEREER SOCIAL PLATFORM ACCOUNTS'. In the 'BROKEREER SOCIAL PLATFORM ACCOUNTS' table, the 'Trading Platform Login' for the 'MT5 Follower Account (Zero)' is highlighted with a red box. Below this table, four red boxes highlight the 'Balance', 'Credit', and 'Equity' columns for the 'Follower Account (Cent)'. Red arrows point from these boxes to explanatory text at the bottom.

Click “TRADER’S MENU”

Click “Accounts Overview”

Trader’s Acct #

Balance: Your principal amount
This will increase or decrease based on the Trader you are following Wins & Losses

Credit: Monaxa controls the credits, may come from promotions, etc.

Equity: Balance + Credit = Equity
This will increase or decrease based on the Trader you are following Wins & Losses

Type	Wallet Number	Currency	Balance	Credit	Equity	Margin
The Vault	45807	USD	5,800.00			

Type	Trading Platform Login	Leverage	Currency	Balance	Credit	Equity	Margin
MT5 Follower Account (Zero)	804755	1:500	USD	1,138.79	1,000.00	2,138.79	0.00
Follower Account (Cent)	710583	1:500	USD	200,000.00	200,000.00	400,000.00	0.00